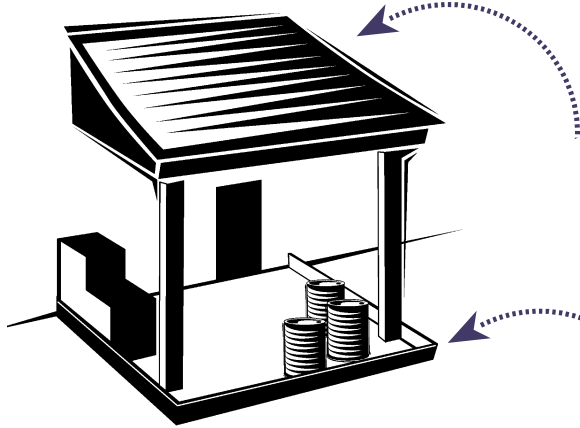



Fabricated Metal Products Facilities

BEST MANAGEMENT PRACTICES



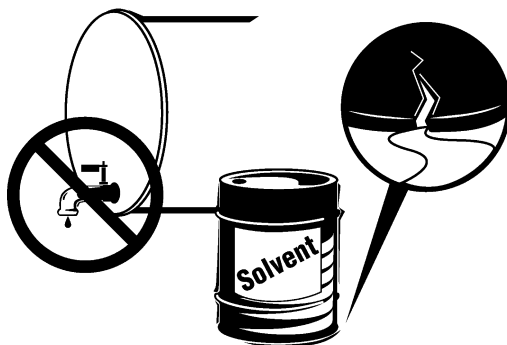
Store materials and waste inside or in covered, bermed areas.

Almacene materiales y desperdicios en interiores, o en áreas cubiertas o rodeadas de un arcén.



Regularly sweep fabrication and paved areas.

Barra con regularidad las áreas de fabricación y las pavimentadas.



Inspect storage areas and equipment for leaks and corrosion, and repair promptly.


Inspeccione las áreas de almacenamiento y el equipo en busca de goteras y corrosión, y repárelo con prontitud.

How to Prevent Stormwater Pollution at a Fabricated Metal Products Facility



Immediately clean up spills using dry methods.

Limpié cualquier reguero inmediatamente con materiales secos.



Use drip pans to collect spills and leaks of solvents and cleaners.

Use contenedores para recoger goteras y escapes de solventes y limpiadores.

BMPs

How to Prevent Stormwater Pollution at a Fabricated Metal Products Facility

BEST MANAGEMENT PRACTICES

■ Material Storage

Store all materials and waste indoors if possible including raw metal, scrap metal, fines, iron dust, finished products, liquid tanks, recyclable waste, hazardous waste, empty drums and contaminated wood pallets. Metal working fluids and fine metal dust should always be stored inside in containers with tight sealing lids. If materials are stored outside, a cover or tarp should be placed over the storage area and berms, and dikes or other containment mechanisms used. Keep raw metal off the ground using pallets, tarps or other materials. Store finished products on wooden pallets on a concrete pad or other impervious surface. Clean empty drums and contaminated wood pallets before storing. Store hazardous waste in sealed drums on pallets in a contained area. Stack the drums so there is room to move through the storage area without causing damage to the drums.

Minimize the amount of metal material stored outside to avoid corrosion from long-term exposure. Reduce the need for overall storage of materials through inventory control.

Store materials close to where they will be used, especially chemicals and other liquids that can be spilled during transport. Clearly label all containers and include necessary warnings and special handling instructions.

■ Facility Operations

Post notices prohibiting the dumping of materials into storm drains.

Properly dispose of outdated materials, chemicals, and vehicle fluids. Schedule routine removal of waste. Recycle oil, antifreeze, other vehicle fluids, waste water, metal working fluids, scrap metals, fines, and iron dust if possible.

Enclose delivery and loading/unloading areas with berms, curbs or dikes to contain chemical spills during delivery. If possible, cover delivery areas.

Keep all areas clean. Sweep the fabricating areas, and keep the floors clean and dry. Regularly sweep paving that provides access to metal fabricating areas. Remove residues as soon as possible from storage and material containers. Clean up spills immediately using dry methods. Straw, clay absorbents, sawdust and synthetic absorbents can be used to confine or contain spills.

Regularly inspect storage areas and containers and raw material for leaks and corrosion. Inspect piping, valves and equipment for leaks and spills. Fix all problems found as soon as possible.

Place drip pans and other spill devices near fluid working areas to collect spills, solvents and other liquid cleaners. Substitute nontoxic cleaning agents whenever possible.

Perform painting and sanding operations inside whenever possible. Use tarps or plastic sheeting to enclose the painting or sanding area if done outdoors and avoid these activities on windy days. Use water-based paints, and tarps, drip pans, or other spill collection devices to contain and collect spills of paints, solvents or other liquids.

■ Numbers to Call for More Information

Department of Toxic Substances Control (hazardous waste questions) (916) 324-1826

Regional Water Quality Control Board,
Los Angeles Region (213) 266-7500

Check the phone book for your local wastewater treatment plant.

If you have questions about this fact sheet, please contact:

City of Los Angeles
Department of Public Works
Stormwater Program

1-800-974-9794

